



WOMEN'S BOOKLET

2018

EMMANUEL LUTHERAN CHURCH

1006 N 2nd St, PO Box 137

Groton, SD 57445

Phone 397-2354

www.grotonelca.org

2018

January

S	M	T	W	T	F	S
	1	2	3	4	5	6
7	8	9	10	11	12	13
14	15	16	17	18	19	20
21	22	23	24	25	26	27
28	29	30	31			

February

S	M	T	W	T	F	S
				1	2	3
4	5	6	7	8	9	10
11	12	13	14	15	16	17
18	19	20	21	22	23	24
25	26	27	28			

March

S	M	T	W	T	F	S
				1	2	3
4	5	6	7	8	9	10
11	12	13	14	15	16	17
18	19	20	21	22	23	24
25	26	27	28	29	30	31

April

S	M	T	W	T	F	S
1	2	3	4	5	6	7
8	9	10	11	12	13	14
15	16	17	18	19	20	21
22	23	24	25	26	27	28
29	30					

May

S	M	T	W	T	F	S
		1	2	3	4	5
6	7	8	9	10	11	12
13	14	15	16	17	18	19
20	21	22	23	24	25	26
27	28	29	30	31		

June

S	M	T	W	T	F	S
					1	2
3	4	5	6	7	8	9
10	11	12	13	14	15	16
17	18	19	20	21	22	23
24	25	26	27	28	29	30

July

S	M	T	W	T	F	S
1	2	3	4	5	6	7
8	9	10	11	12	13	14
15	16	17	18	19	20	21
22	23	24	25	26	27	28
29	30	31				

August

S	M	T	W	T	F	S
			1	2	3	4
5	6	7	8	9	10	11
12	13	14	15	16	17	18
19	20	21	22	23	24	25
26	27	28	29	30	31	

September

S	M	T	W	T	F	S
						1
2	3	4	5	6	7	8
9	10	11	12	13	14	15
16	17	18	19	20	21	22
23	24	25	26	27	28	29
30						

October

S	M	T	W	T	F	S
	1	2	3	4	5	6
7	8	9	10	11	12	13
14	15	16	17	18	19	20
21	22	23	24	25	26	27
28	29	30	31			

November

S	M	T	W	T	F	S
				1	2	3
4	5	6	7	8	9	10
11	12	13	14	15	16	17
18	19	20	21	22	23	24
25	26	27	28	29	30	

December

S	M	T	W	T	F	S
						1
2	3	4	5	6	7	8
9	10	11	12	13	14	15
16	17	18	19	20	21	22
23	24	25	26	27	28	29
30	31					

HTTP://WWW.PRINTFREE.COM

<u>TABLE OF CONTENTS</u>	<u>Page</u>
Mission Statement	4
Leaders	5
WELCA Programs	6-7
Circles (Nigeria, Sarah)	8-11
Serving Groups	12-19
Sunday Morning Coffee / Fellowship Hour Serving	
Groton Care & Rehab Visitation Schedule	20
Prayer...Partners & Chains	20-21
Prayer Shawls	22
Thankoffering Boxes	24
LWR Stewardship Projects	25
Fabric Kits, Mission Quilts	26-27
Personal Care Kits, Soap	28
Baby Care Kits	29
School Kits	30
Global Health Ministries	
Newborn Kits, Rolled Bandage	31
Crocheted Baby Hat, Linens	32
Safe Harbor, Quilts, Children's Quilts	33-34
2017 Fund raisers	35
2018 Budget	36

2019

Source: Vertex42.com

OUR MISSION

Mobilizing women to act boldly on their faith in Jesus Christ.

OUR PURPOSE

As a community of women
 created in the image of God,
 called to discipleship in Jesus Christ, and
 empowered by the Holy Spirit,
 we commit ourselves to
 grown in faith,
 affirm our gifts,
 support one another in our callings,
 engage in ministry and action, and
 promote healing and wholeness
 in the church,
 the society, and
 the world.

January						
Su	M	Tu	W	Th	F	Sa
		1	2	3	4	5
6	7	8	9	10	11	12
13	14	15	16	17	18	19
20	21	22	23	24	25	26
27	28	29	30	31		

February						
Su	M	Tu	W	Th	F	Sa
					1	2
3	4	5	6	7	8	9
10	11	12	13	14	15	16
17	18	19	20	21	22	23
24	25	26	27	28		

March						
Su	M	Tu	W	Th	F	Sa
						1 2
3	4	5	6	7	8	9
10	11	12	13	14	15	16
17	18	19	20	21	22	23
24	25	26	27	28	29	30
31						

April						
Su	M	Tu	W	Th	F	Sa
	1	2	3	4	5	6
7	8	9	10	11	12	13
14	15	16	17	18	19	20
21	22	23	24	25	26	27
28	29	30				

May						
Su	M	Tu	W	Th	F	Sa
			1	2	3	4
5	6	7	8	9	10	11
12	13	14	15	16	17	18
19	20	21	22	23	24	25
26	27	28	29	30	31	

June						
Su	M	Tu	W	Th	F	Sa
						1
2	3	4	5	6	7	8
9	10	11	12	13	14	15
16	17	18	19	20	21	22
23	24	25	26	27	28	29
30						

July						
Su	M	Tu	W	Th	F	Sa
	1	2	3	4	5	6
7	8	9	10	11	12	13
14	15	16	17	18	19	20
21	22	23	24	25	26	27
28	29	30	31			

August						
Su	M	Tu	W	Th	F	Sa
				1	2	3
4	5	6	7	8	9	10
11	12	13	14	15	16	17
18	19	20	21	22	23	24
25	26	27	28	29	30	31

September						
Su	M	Tu	W	Th	F	Sa
	1	2	3	4	5	6 7
8	9	10	11	12	13	14
15	16	17	18	19	20	21
22	23	24	25	26	27	28
29	30					

October						
Su	M	Tu	W	Th	F	Sa
	1	2	3	4	5	
6	7	8	9	10	11	12
13	14	15	16	17	18	19
20	21	22	23	24	25	26
27	28	29	30	31		

November						
Su	M	Tu	W	Th	F	Sa
					1	2
3	4	5	6	7	8	9
10	11	12	13	14	15	16
17	18	19	20	21	22	23
24	25	26	27	28	29	30

December						
Su	M	Tu	W	Th	F	Sa
	1	2	3	4	5	6 7
8	9	10	11	12	13	14
15	16	17	18	19	20	21
22	23	24	25	26	27	28
29	30	31				

BUDGET FOR 2018

<u>BENEVOLENCE GIFTS</u>	<u>Spent 2017</u>	<u>2018</u>
½ of Circle & Unit Offerings	\$296.20	50%
Thankofferings	\$515.30	100%
World Missions	\$100.00	\$100.00
World Hunger	\$126.00	100%
American Bible Society	\$100.00	\$100.00
Project Comfort (Noisy Can)	\$362.85	100%
Total	\$1,500.35	\$200.00+

WITHIN STATE BENEVOLENCE

Answer the Call	\$100.00	\$100.00
Campus Ministry	\$100.00	\$100.00
Heartland Ephaphata	\$100.00	\$100.00
Ne-So-Dak Bible Camp	\$100.00	\$100.00
St. Dysmas	\$100.00	\$100.00
Luther Social Services	\$100.00	\$100.00
Total	\$600.00	\$600.00

LOCAL BENEVOLENCE

Senior Meals	\$50.00	\$50.00
Groton Transit	\$100.00	\$100.00
Groton Crisis Fund	\$100.00	\$100.00
Youth Campers	\$300.00	\$300.00
Total	\$550.00	\$550.00

OPERATING EXPENSES

Convention Offerings	\$325.00	\$200.00
LWR Freight	\$15.40	\$30.00
Resource Material for Unit	\$40.00	\$50.00
Church Upkeep	\$200.00	\$200.00
LO Quilt	\$0.00	\$100.00
Kitchen Expenses	\$0.00	\$100.00
Reg. & Mileage	\$91.00	\$100.00
Gifts	\$50.00	\$100.00
Misc.	\$0.00	\$100.00
Total	\$721.40	\$980.00

TOTAL BUDGET \$3,371.75 \$2,330.00+

Carol Osterman Treasurer

EXECUTIVE BOARD

President	Melinda Eikamp
Vice President	Linda Locken
Secretary	Deb McKiver
Treasurer	Carol Osterman
Mission Growth & Community	June Ackman
Mission Action	Shirley Larson & Penny Stolle
Book & Card Committee	Mel Eikamp & Linda Locken

NOMINATING COMMITTEE

Linda Locken, Chair Holly Johnson
 Circle Vice Presidents



CIRCLE PRESIDENT

Nigeria Eunice Alberts
 Sarah Linda Locken & Mel Eikamp

CIRCLES: 1st Wednesday & Thursday
 WELCA UNIT: 3rd Thursday

2018 WELCA PROGRAMS



- Jan 14 Installation of officers
- Feb Valentine Boxes ~ Have items to church by Feb 8
- Feb 14 Ash Wednesday
6 pm Lenten Meal
Hosted by WELCA Executive Board
- Feb 21 6 pm Lenten Meal
Hosted by Luther League
- Feb 29 6 pm Lenten Meal
Hosted by Sunday School
- Mar 7 6 pm Lenten Meal
Hosted by Emmanuel Men
- Mar 14 6 pm Lenten Meal
Hosted by Nigeria Circle
- Mar 15 1:30 pm WELCA
Program: Nigeria
Hostess: Sarah
- Mar 21 6 pm Lenten Meal
Hosted by Sarah Circle
- April Blood Drive
- April ?? Spring Gathering @ Redfield

Where our funds came from in 2017

Sunday Morning Coffee	\$477.75
4 Funerals	\$673.00
Memorials	\$110.00
TOTAL	\$1,260.75

NOTES ~

STYLE:

Any style or combination of styles
Pieced patchwork (any pattern)
Juvenile prints or panels
Washable stenciling
Appliqué or embroidery

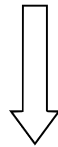
COLOR:

Children love bright, happy colors & patterns

FINISHING:

Hand or machine quilted.

PLEASE DOUBLE CHECK for pins & needles in finished quilts. Do not add attachments such as buttons. Do not wash fabrics or quilts with harsh detergents.



The tag below is place on each quilt that is given

**This Quilt / Blanket was made & given by
EMMANUEL LUTHERAN CHURCH WOMEN
PO Box 137
Groton, SD 57445**

(NAME OF PERSON WHO MADE THE QUILT (optional))

Let the words of my mouth and the meditation of my heart be acceptable in your sight O Lord, my strength and my redeemer

- June Pillow Cleaning
- June 27-28 Synodical Convention at Abbey in the Hills
Advanced registration required
- July 11 6:00 pm Potluck supper
Joint Bible study
- Aug 16 1:30 pm WELCA "Do Day"
Program: Stewardship
Hostess: Potluck
Election of officers
Vice presidents nominating committee
- Fall Workshop – WELCA officers
Bethlehem in Aberdeen
- Oct 3 & 4 Circles meet & elect officers
- Oct 18 1:30 pm –Final day to pack LWR projects
Hostess: Potluck
- Nov 15 1:30 pm "Praise & Thanksgiving"
Program: Sarah Circle
Hostess: Nigeria Circle
- Dec 5 6 pm Soup Supper
Joint Bible study
- December Christmas Gifts for Groton Care & Rehab
Pack & Deliver Cookies
Prayer Partners

NIGERIA CIRCLE

Meets 1st Thursday at 2:00 PM

<u>Month</u>	<u>Bible Study</u>	<u>Devotions</u>	<u>Hostess</u>
January	Darlene	Carol	Darlene
February	Ilse	Darlene	Carol
March	Ella	Ilse	Ella
April	Eunice	Rosalie	Charla
May	Penny	Penny	Ilse
June	Carol	Shirley	Eunice
July		Joint Circle Meeting	
August		Joint Circle Meeting	
September	Charla	Eunice	Penny
October	Shirley	Charla	Shirley
November	Penny	Aloise	Aloise
December		Joint Circle Meeting	

2018 OFFICERS

President	Eunice Alberts	397-8485
Vice President	Everyone	
Sec. / Treas.	Ella Johnson	397-4494
Mission Action	Shirley Larson & Aloise Brolin	397-8600 397-8640
Mission Growth	Ilse Cameron	397-8325
Sunshine	Darlene Finnesand	397-2649

SAFE HARBOR (formerly Resource Center)

317 S Kline Street, Aberdeen, SD 57401

Phone 605-226-1212 or 1-888-290-2935

Sheets, towels, washcloths, paper products, feminine products, Canned goods, small appliances, disposable diapers.
LOVE KITS: include personal size items like shampoo, deodorant, tissues, toothbrush, toothpaste & comb.

QUILTS ARE NEEDED

- Pine Ridge Retreat Center, contact Karen Rupp @ krn.rpp@gmail.com (Sioux Falls pickup)
- SD Women Prison Ministry, STAR Academy near Custer, contact Sharon Starks at starkssharon@hotmail.com Cell phone 605-214-4140
- LSS Refuge & Immigrations, contact them at 705 East 41st St, Suite 200, Sioux Falls, SD 57105-6048; phone 605-357-0100 or 800-568-2401; e-mail—info@lsssd.org

CHILDREN'S QUILTS

Blankets can be knitted, crocheted, quilted, hand tied. Etc. They need to be washable (cotton, flannel, or acrylic preferred), new blankets In Child Friendly colors. They can be any size from neonatal to teenager.

Emmanuel Church Women distribute blankets locally to Hospitals, Safe Harbor and others in need of a blanket.

SIZE: Any size:
Crib babies – approximately 36” x 45”
Toddler – approximately 40” x 48”
Children to age 18 – single bed size (60” x 80”)

MATERIALS:

Cotton or cotton/poly fabrics (best to pre-wash)

PATTERN for Crocheted Baby Hat for New Born Kits

Use baby yarn & crochet hook #H or 6.

Ribbing (Begin on part that goes on baby's forehead)

Chain 8 + 1, turn. Single crochet in back st. of ch 8, chain 1, turn. Repeat until you have 24 ridges. Sew together. (this completes the head band of hat.)

Round 1...s.c.in each st ...48 st.

Round 2...ch 3...Then d.c. in each s.c.

Round 3...ch. 3 for d.c. in each round...the d.c. in each d.c. 48 st.

Round 4...d.c. in each d.c.

Round 5...d.c. in each d.c.

Round 6...2 d.c (in this round, begin to decrease stitches) d.c. two together (decrease by omitting every third stitch)

Round 7...d.c. in each d.c.

Round 8...2 d.c. d.c 2 together around (decreasing by omitting every third stitch)

Round 9...d.c. in each d.c.

Round 10...d.c. in each d.c.

Round 11...2 d.c. together around (decrease by omitting every third stitch, as above)

Round 12...d.c. all together. (decrease by omitting every third stich, as above)

Thread yarn through sts and pull up tightly. Fasten off top of hat.

LINENS

New or good clean used sheets, towels and other lines are also needed by hospitals and clinics.

Send all bandages and linens to:

Global Health Ministries

7831 Hickory St NE

Minneapolis, MN 55432

Eunice	Alberts	397-8485
Linda	Anderson	397-8419
Faye	Berndt	397-2435
Aloise	Brolin	397-8640
Ilse	Cameron	397-8325
Martha	Farmen	397-8150
Darlene	Finnesand	397-2649
Rosalie	Gerdes	397-8302
Diane	Johnson	294-5823
Ella	Johnson	397-4494
Pat	Larson	397-8576
Shirley	Larson	397-8600
Lila	Olson	380-3015
Carol	Osterman	397-8498
Sandy	Osterman	395-6437
Raechel	Otter	380-8419
Arletta	Peterson	397-8316
Charla	Rye	294-5272
Julie	Shilhanek	216-2465
Penny	Stolle	397-4562
Patty	Tastad	397-2388
Tanya	Torguson	290-1342
Lorrie	Weber	397-8604
Lori	Westby	397-2648
Sharon	Zoellner	397-8276

**“Be kind and compassionate to one another,
forgiving each other, just as in Christ God
forgave you.”**

Ephesians 4:32

SARAH CIRCLE
 Meets 1st Wednesday at 5:00 PM

<u>Month</u>	<u>Hostess</u>
January	June Ackman
February	-
March	
April	
May	
June	
July	
August	
September	
October	
November	
December	↑

2018 OFFICERS

Co-Chairpersons:	Melinda	397-2392
	Linda	397-8546
Sec. / Treas.	Angie O	397-8175 / 380-4774
Mission Growth	Deb M	397-8262 / 216-4008
Mission Action	Kathy	397-2773

GLOBAL HEALTH MINISTRIES

NEWBORN KITS

(Please use new or good condition clean used items.)

- 1 36" square muslin material
- 1 24" x 38" towel (new or gently used regular bath towels are appropriate.—about 24" x 38")
- 1 washcloth
- 2 lengths of selvage (8") for cord ties in small bag
- 1 bath size bar of Ivory soap
- 1 razor blade (single edge)—please place in a "snack" type bag as moisture can cause the blade to rust.
- 1 newborn stocking cap (Hint—the circumference of a newborn's head is about 14".)
 Suggestion—purchase a 5-6" diameter Styrofoam ball at a craft store and use it as a guide for the hat size. If the hat fits the ball, it will fit the baby's head. (To make a cap: Cut a strip of knit fabric lengthwise about 8" wide, fold in half. Sew or surge. Cut the sewn strip into pieces about 8" long. Gather the top & fold the other end up.)
- 1 baby jacket or sack (no sleepers)
- 1 receiving blanket

Pack items in a 2-gallon Zip-lock bag (squeeze air out of the bag before sealing).

ROLLED BANDAGES

They are made from rolled strips of used bed sheets, white or colored, any cotton or cotton blend material is suitable. Material should be washed before beginning. Rip the material into strips 2—4 inches wide, sew ends together and assemble strips into rolls about 1-2 inches in diameter. Secure with masking tape to keep the bandages from unrolling.

How should the strips be sewn together? If the strips are the length of a regular size sheet they are long enough for one bandage. If they are shorter they can be sewn together with a single flat seam.

- Sweaters may be knitted or crocheted from yarn, or made from heavy double knits or fleece. Select a pattern that suits your skill level. Preferred styles have buttons or ties down the front.
- Diapers can be made from flannel or even by recycling t-shirts.
- If knitting or crocheting receiving blankets, including one knitted/crocheted blanket and one flannel blanket will provide maximum versatility.

SCHOOL KITS

Education is important for any community, especially where poverty or disaster has limited the options for young people to reach their potential. School Kits contain essential supplies to help children—and in some cases, adults—continue learning despite the hardships they face. And that learning leads to a better life for them, their families and their communities.



Include the following in each School Kit:

- Four 70 sheet notebooks of wide-or collage-ruled paper approximately 8 “ x 10 1/2”; no loose-leaf paper.
- One 30-centimeter ruler, or a ruler with centimeters on one side and inches on the other
- One pencil sharpener
- One eraser
- One blunt scissors (safety scissors with embedded steel blades work well)
- Five unsharpened #2 pencils with erasers; secure together with a rubber band.
- Five ballpoint pens (no gel ink); secure together with a rubber band
- One box of 16 or 24 crayons
- On study drawstring backpack style cloth bag approximately 14” x 17 with shoulder straps (no standard backpacks); recommended fabrics include heavy cotton, canvas, denim and twill

Do not add other items or leave out any of the listed items.

June	Ackman	397-8369
Angela	Carlson	290-0412
Becky	Clocksene	397-2426
Jeannie	Clocksene	397-2426
Arlis	Doeden	397-8525
Melinda	Eikamp	397-2392
Ann	Gibbs	397-8194
Pam	Heiser	216-4812
Holly	Johnson	294-5835
Terri	Kjellsen	380-6751
Arlys	Kluess	397-8599
Kathy	Knudsen	397-2773
Carol	Kutter	397-8628
Nancy	Larsen	397-2705
Linda	Locken	397-8546
Connie	McDonald	397-8527
Deb	McKiver	397-8262 / 216-4008
Shirley	Meister	397-2790
Angie	Osterman	397-8175 /380-4774
LaVonne	Raap	397-8538
Nancy	Sundstrom	380-5833
Renee	Swisher	397-5860
Jean	Tastad	
Jerrie	Vedvei	380-5277
Rose	Waage	397-2623
Karen	Wolter	397-8465

“Consequently, faith comes from hearing the message, and the message is heard through the word of Christ.

Romans 10:17

SERVING GROUPS ~ A, B, C

Our goal with Serving Groups A, B, C is to share our serving responsibilities of Emmanuel Lutheran congregation (men & women). Your group will be on a rotation schedule, one event at a time, for funerals and other serving occasions.

At the time of a funeral -

Pastor will call the chairpersons of Group A, B, or C at the time of a funeral. After the family, Pastor and funeral director have visited, they will tell us how many guests to plan for and what food the family would like served. Be aware of whether graveside service is before or after the meal, as this affects estimation of guests. Pastor will keep you informed.

Chairpersons of whatever group is coordinating and serving will order the sandwiches (buns &/or meat) and food the family requests. [Order as soon as possible after you have been notified.] Unless the family chooses to bring their own food.

Chairpersons are to call/contact people from their serving committee to set up, make sandwiches or food, work at the funeral, set up chapel with chairs for the family, and clean up following the service and meal. Call/contact each member of your group to ask for food or a monetary donation, \$10.00 suggested. If the funeral is large, you may need to call people from the other groups.

Basic funeral information ~

- ^a Set up the night before, if possible.
- ^a Set up back chapel area, too. May require opening up accordion partition to widen the room.
- ^a Serve all food & drink – family style
- ^a Do not butter the buns, put condiments in containers and set on tables
- ^a Bars: 9"x13" or 11"x15" pans, etc.
- ^a If possible, ask your committee members to please bring bars or salads in a disposable container.

Continued on next page → →

BABY CARE KITS

Bringing a baby into the world can be a difficult & scary thing for a mother living in poverty. She worries about her baby's health and well-being when there is a lack of money to buy the things every mother wants for her newborn. The items included in a Baby Care Kit provide the things a mother needs to care for her baby the way she hopes to—soft blankets to give warmth and comfort, soap to keep germs away. Lack of something to dress her baby in often keeps a mother isolated from her community, but the clothes in a Baby Care Kit welcome mother and baby into the world.



Include the following items in each Baby Care Kit:

- Two lightweight cotton t-shirts
- Two long or short-sleeved gowns or sleepers (without feet)
- Two receiving blankets, medium-weight cotton or flannel, or crocheted or knitted with lightweight yarn, up to 52" square
- Four cloth diapers, flat fold preferred
- One jacket, sweater or sweatshirt with a hood, or include a baby cap
- Two pairs of socks
- One hand towel, dark color recommended
- Two bath-size bars (4 to 5 oz.) of gentle soap, in original wrapping
- Two diaper pins or large safety pins

Do not add other items or leave out any of the items listed. Gently used, clean items can be substituted for new ones. Wrap items in one of the receiving blankets and secure with diaper pins. Do not enclose the Kit or any of its contents in plastic bags.

TIPS

- Sizes up to 24 months may be used. Varying the size of the clothing items included will make the Baby Care Kit more

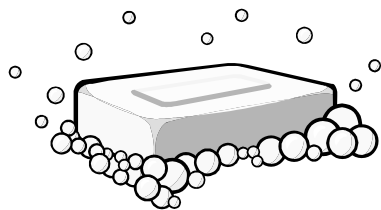
PERSONAL CARE KITS

When natural disasters strikes or political conflict flares, families often have little chance to gather their belongings before fleeing the danger. They arrive in a refugee camp or other place of safety scared, vulnerable and dirty from the travel. The simple items include in a Personal Care Kit allows them to wash away the dirt and sweat, with the fresh scent of soap and the softness of a towel as reminders of someone's care and concern for them in their plight.

Include the following items in each Personal Care Kit:

- One light or medium-weight bath-size towel, dark color recommended
- Two bath-size bars (4 to 5 oz.) of soap, any brand, in original wrapping
- One adult-size toothbrush in its original packaging
- One sturdy comb, remove packaging
- One metal nail clipper, remove packaging

Wrap all items in the towel and tie securely with ribbon or yarn. Do not enclose Kit or contents in plastic bags.



SOAP

No one likes to be dirty. Soap keeps hands clean, germs at bay and helps people present themselves with dignity. Those simple things are some of the very building blocks to success. LWR accepts new bars of any brand soap, in their original wrapping. All bar sizes are accepted; however, bath size bars (4 to 5 oz.) are highly preferred.

Funeral Luncheon Specifics ~

A meal or lunch may be served at the request of the family. Choices are:

- ◆ Buns (with meat filling) [allow 1 1/2 sandwich per person]
- ◆ Chips or salad
- ◆ Pickles
- ◆ Bars
- ◆ Drink / coffee

OR

- ◆ Hot dish or scalloped potatoes and ham
- ◆ Bun
- ◆ Salad / vegetable choice (should serve 12-15 people)
- ◆ Bars
- ◆ Drink / coffee

FYI: Funeral luncheon for 100 guests = 16 dozen

(192 party or medium buns.)

If family wishes they may purchase additional food items. These items will be ordered and paid for by the family.

Some basic serving tips ~

- ◆ When making coffee—if using bigger pots plan a minute per cup. Use the Bunn coffee maker if more coffee is needed. It can be poured into the bigger pots.
- ◆ Please do not store leftovers in the refrigerator. Send food home with families or call Rosewood Assisted Living to see if they would like a food donation.
- ◆ Though it may be a hassle to collect the monetary donations, please understand that the WELCA (Women of Evangelical Lutheran Church in America) does not have the ability to finance the cost of meals. Nor does the serving committee.

Please keep notes and file summary in serving committee event notebook, found in drawer to left of refrigerator.

Respectfully,
Emmanuel WELCA Board



Kitchen Committee

GROUP A

Co Chairs	Jon & Jerrie Vedvei	824-5277 / 380-0702
	Jim & Barb Hoops	395-7966
Shad & Darcy Albrecht		396-2347
Trent & Cheri Anderson		397-2768
Keith & Mayme Baker		
Tim & Faye Berndt		397-2435
Gene & Aloise Brolin		397-8640
Ilse Cameron		397-8325
Shane & Laura Clark		216-5170 / 397-7050
Justin & Gretchen Cleveland		397-7490 / 397-7491
Greg & Jeannie Clocksene		397-2426
Traci Davies		228-7278
Doug & Arlis Doeden		397-8525
Butch Farmen		397-2791
Steve & Ann Gibbs		397-8194
John & Beth Gustafson		397-2499
Jason & Tara Hill		397-4455
Ella Johnson		397-4494
Roger & Diane Johnson		294-5823
Nicole Kassube		380-2001
Becky Kotzer		216-8894
Nancy Larsen		397-2705
Dennis & Shirley Larson		397-8600
Pat Larson		397-8576
Tricia Larson		397-7040
Jason & Christina McComsey		382-7204 / 382-7205
Duane & Connie McDonald		397-8527
Stacy & Sandy Mayou		216-4746
Eric & Darcie Moody		397-2211
Carol Osterman		397-8498
Todd & Sandy Osterman		395-6437 / 380-3526
Sherri Profeta		397-7700
Monte & Sandi Sippel		216-2823 / 380-8499
Bill & Penny Stolle		397-4562
Jeff & Tammy Stolle		397-7140 / 470-0209
Patty Tastad		397-2388
Tanya Torguson		290-1342
Jason Warrington		397-4558

(continued from previous page)

How to make a LWR quilt

- Place a piece of fabric measuring 64" x 84" right side down on the table, followed by a filler measuring 60" x 80", and then another piece of fabric, also measuring 60" x 80", right side up on top of the filler.
- Tie the layers together using crochet or similar cord, or machine-quilt them together.
- Bring the edges of the 64" x 84" piece over the top, pin and machine-stitch the edge, using a zigzag stitch if possible.

LWR quilts should measure approximately 60" x 80". **Please keep in mind that the ultimate purpose of a quilt is to provide warmth and choose your fabrics and filler accordingly.** Even in warmer climates, the temperatures can drop dramatically at night, requiring a quilt with sufficient filler.

Although LWR Quilts are highly preferred for their handmade quality and warmth, **LWR also accepts blankets and large throws. Each must be packed separately and marked on the outside of the box.**

TIPS

Quilt tops and bottoms can be made from whole pieces of fabric, or in any type of patchwork pattern of smaller squares. Twelve 21" squares or 48 eleven-inch squares sewn together using a 1/2" seam allowance make a 60" X 80" top .

Recommended fabrics for LWR quilts include cotton, cotton blends, twill, corduroy, polyester knits, fleece and donated upholstery and drapery samples (no fiberglass).

Use crochet or similar cord for tying. It is easier to thread and pull through than yarn and also is more durable. Ties should be no more than 8 to 10 inches apart.

**This is the day which the Lord has made:
let us rejoice and be glad in it.**

The warehouses accept items year-round. If you're planning to personally deliver your donations, call the warehouse ahead of time for driving directions and to verify hours of operation.

FABRIC KITS

Sewing is a valuable skill, one that leads to a reliable income for many women and men. Fabric Kits supply vocational training programs with fabric for teaching sewing and for newly trained tailors to launch their sewing business.


Include the following items in each Fabric Kit:

- Two pieces of cotton or cotton-blend fabric (no knits or 100% polyester); fabric should have no stains or holes and be cut into pieces measuring:
 - 2 1/4 yards of 60" wide fabric, or
 - 3 yards of 44" wide fabric, or
 - 4 yards of 36" wide fabric
- Two spools of matching or neutral-colored general purpose thread, 250-300 yards each

Fold thread and one piece of fabric inside the second fabric piece and tie with yarn, sturdy string, ribbon or strip of fabric. Do not enclose the Fabric Kit or any of its contents in a plastic bag.

MISSION QUILTS

Imagine the comfort that comes with a hug when someone is in a time of deepest need. Through a simple combination of fabric and thread, you can reach out to those with some of the greatest needs in the world, not wrapping them in your arms, but wrapping them in the work of your hands through a LWR Quilt.



Most often recipients use the LWR Quilts to shield against the cold and rain, but their versatility also makes them useful as simple tents, floor coverings or a wrap to hold a baby on his mother's back.



FELLOWSHIP HOUR SCHEDULE —Group A

Emmanuel's Fellowship Hour is immediately after worship services. Beginning 9-17-17, the coffee & goodies will be served by rotating the Committees A—B—C on a monthly basis. *(This will be in addition to the rotation of serving funerals and other special events.)*

Monies collected should be put in the manila envelope which is hanging on the fridge; then placed in Patty's center desk drawer. Thank you.

2018 Schedule for Group A

- √ January 2018
- √ April 2018
- √ July 2018
- √ October 2018

Chair Persons — Jon & Jerrie Vedvei / Jim & Barb Hoops

GROUP B

Co Chairs	Loren & Holly Johnson	294-5835
	Dean & Kellie Townsend	380-1214 / 380-5402
Eunice Alberts		397-8485
Carol Anderson		397-8692
John & Stacey Anderson		294-5308
Rosemary Belden		294-5286
Rick & Angie Carlson		228-1079 / 290-0412
BJ & Alicia Clocksene		397-3004
Lon & Carmen Craig		294-4442
Toby & Liz Doeden		216-2482
Brenda Englund		216-6145
Michael & Ashley Feist		290-3290
Jim & Rosalie Gerdes		397-8302
Burt & Angela Glover		216-4451
Joel & Tina Guthmiller		397-8245
Greg & Teri Kjellsen		380-6751
Rod & Arlys Kluess		397-8599
Ryan Kutter		397-7616
Shelly Lerew		
Bob & Shirley Meister		397-2790
Virginia Needham		397-2620
Justin Olson		380-7044
Bob & Angie Osterman		397-8175
Jason Osterman		380-4663
Raechel Otter		380-8419
Kelly & Val Pappas		397-8348
Sue Patton		492-3355
Kara Pharis		397-2394
Chuck & LaVonne Raap		397-8538
Shane & Tonya Reich		380-7747
Ann Sheridan		380-5076
Bill & Nicole Shilhanek		380-9523 / 216-1552
Nancy Sundstrom		380-5833
Bob & Renee Swisher		397-5860
Travis Swisher		294-5860
Ryan & Carla Tracy		397-4517
Rose Waage		397-2623
Dale & Karen Wolter		397-8465

L.W.R. STEWARDSHIP PROJECTS

Thorough Instructions for each LWR Parish Project are on the following pages. Careful adherence to these guidelines keeps LWR's material resources program running smoothly and efficiently. Please follow the instructions exactly so that our distributions are consistent and fair. **Do not add other items or leave out any of the items listed for each kit.** For all projects, please also follow these guidelines.

Sending top quality items makes a caring statement to the recipient about the giver. **Please give new items only, except where noted otherwise.**

Please do not donate items with any religious symbols, messages or with your parish's name. LWR provides material resources based on need, regardless of religious creed. Religious references could be misinterpreted by the governments of the receiving countries, jeopardizing the delivery to the people who need the items most.

Please do not donate any items decorated with a US flag, patriotic or military symbols, or references to the armed forces, including camouflage. LWR and our overseas partners have access to areas of the world others do not because we are Impartial humanitarian organizations. If our intentions are misinterpreted as being politically motivated, our work, our partners and the people we assist could be endangered.

PACKING AND SHIPPING

Material donations should be sorted and packed in with like items together in a box. Label contents in LARGE, BLOCK LETTERS on the outside of the box.

Use strong cartons secured with packing tape. Please do not allow boxes to exceed 40 pounds.

Please do not use plastic or paper bags to pack donations.

Write the name and address of your congregation on each box, label contents, and send prepaid to the LWR warehouse closest to you:

Lutheran World Relief Warehouse
398 E. Richmond Street

WELCA Thankoffering Boxes

The women of Emmanuel have an opportunity to participate in the collection offering through the year. We have a Thankoffering program during our meeting in November. We have small boxes available if you are interested; but, any container will do.



This dates back to the 1800's when they collected pennies for the support of church projects and foreign missionaries. Beginning in the late 19th century, Lutheran women were given small Thankoffering boxes to place in a special location in their homes as visible reminder of blessings received.

Thankofferings show gratitude for God's blessings and give us an important and tangible way to express gratitude. It is a tradition grounded in our celebration of community, of meeting together to joyfully give thanks for what God has given us. Thankofferings have always been, and still are, our opportunity to say thank you to God in both significant and ordinary moments. Money is used for evangelism, global education, grants and scholarships.

Please consider taking this opportunity to share with others our many blessings.

Fellowship

Hour



FELLOWSHIP HOUR SCHEDULE—Group B

Emmanuel's Fellowship Hour is immediately after worship services. Beginning 9-17-17, the coffee & goodies will be served by rotating the Committees A—B—C on a monthly basis. *(This will be in addition to the rotation of serving funerals and other special events.)*

Monies collected should be put in the manila envelope which is hanging on the fridge; then placed in Patty's center desk drawer. Thank you.

2018 Schedule for Group B

- √ February 2018
- √ May 2018
- √ August 2018
- √ November 2018

Chair persons—Loren & Holly Johnson / Dean & Kellie Townsend

GROUP C

Co Chairs Topper Tastad 397-7337
 Volunteer needed

Jim & June Ackman	397-8369
David & Linda Anderson	397-8419
Todd & Kara Anderson	380-5903
Travis & Angela Antonsen	397-3008
Merry Jo Ball	377-0099
Becky Clocksene	397-2426
Jan Dedrickson	380-3886
Weston Dinger	216-8138
Melinda Eikamp	397-2392
Iver Sr. & Darlene Finnesand	397-2649
Pam Heiser	216-4812
Matt & Tanya Johnson	397-7431
Craig & Lana Jondahl	397-8559
Stan & Kathy Knudsen	397-2773
John & Katie Kroll	216-8264 / 380-7084
Carol Kutter	397-7401
Jacob & Nicole Lassle	380-8798
Loren & Linda Locken	397-8546
Deb McKiver	397-8262 / 216-4008
Cassie Monson	225-2014
Wendy Monson	397-4454
Loren & Katie Osterman	290-0012 / 216-2956
Jason & Danielle Pullan	216-4729
Kevin Raap	298-3030
Wendell & Charla Rye	294-5272
Leon & Alice Severson	397-2771
Bruce & Julie Shilhanek	216-2645
Ed & Deb Tietz	397-8447
Tom & Lindsey Tietz	397-2702
Jay & Jonna Waage	397-2121
Diane Warrington	397-3224
Neil & Amy Warrington	397-8181
Mike & Lorrie Weber	397-8604
Ron & Lori Westby	397-2648
Alan & Sharon Zoellner	397-8276

Work in a pattern of knit 3, purl 3. Always start with knit 3. You should always knit the purls and purl the knits—you do not want a ribbing pattern to appear. Continue in the knit 3, purl 3 pattern until the shawl is six feet long. Finish off with generous fringe (4-6 inches long) on both ends. The yarn tends to unravel so each piece of fringe should have a knot tied in it.

CROCHETING

You may need 3 1/2 skeins, as more yarn is used in crocheting than knitting. Use a size N hook. Chain 54 stitches or your desired width. Chain 1, turn, single crochet in each of the stitches to the end. Chain 3, and turn. Double crochet in top of each single crochet. Repeat this row 2 more times. Chain 1, and do 1 row of single crochet. Repeat the pattern of one row of single crochet and three rows of double crochet until the shawl measures six feet, ending with a row of single crochet. Finish with a generous fringe of 4-6 inches at each end. Tie a knot in each piece of fringe as this yarn tends to unravel.

Donations of yarn and money to purchase yarn are always welcome. Contact Eunice Alberts, 397-8485 with questions.

“Call unto me, and I will answer thee, and show thee great and mighty things, which though knowest not.


Jeremiah 33:3

“For as the body without the spirit is dead, so faith without works is dead also.”

James 2:26

PRAYER SHAWLS

Have you ever wondered what a prayer looks like? It is warm, soft and any color. It is a prayer shawl and while it is being made it is filled with prayers. It is a gift of God’s love through the skill and prayers of the person who made it. A prayer is said as the shawl is begun and then many prayers are added with the stitches.



The shawls are knitted or crocheted in a pattern of three, symbolizing the Holy Trinity. Some knitters will say, “In the name of the Father, Son, and Holy Spirit” as they work. Crocheted shawls are usually done in a pattern of one row of single crochet followed by three rows of double crochet. The rows of single crochet separate the shawl into a pattern of bands of three. Finished shawls are two to three feet wide and six to seven feet long with the finishing fringe. A prayer should be written and included with each shawl.

Prayer shawls are gifts freely given with no strings attached. They are not for sale. They are gifts of love.

INSTRUCTIONS—

Suggest using Lion Brand Homespun yarn. It is washable and dryable. It is very soft. The yarn is bulky and works up quickly. Red Heart Yarn is suitable for use. Other patterns may be used for shawls. Smaller/shorter shawls are suitable for children, teens and others.

KNITTING

Buy three skeins.
Use size 11 or 13 needles.
Cast on 57 stitches.



FELLOWSHIP HOUR SCHEDULE—Group C

Emmanuel’s Fellowship Hour is immediately after worship services. Beginning 9-17-17, the coffee & goodies will be served by rotating the Committees A—B—C on a monthly basis. *(This will be in addition to the rotation of serving funerals and other special events.)*

Monies collected should be put in the manila envelope which is hanging on the fridge; then placed in Patty’s center desk drawer. Thank you.

2018 Schedule for Group C

- √ March 2018
- √ June 2018
- √ September 2018
- √ December 2018

Chair persons—Topper Tastad & Volunteer needed

2018 Visitation Schedule for Groton Care & Rehab

Emmanuel conducts a service at the nursing home on the third Sunday of each month. We are responsible for the coffee hour and visitation, beginning at **3:30 pm.** it is not necessary to furnish any food, just serve coffee and visit. It only takes a few people to serve and share fellowship. ***If your group is not able to take your scheduled month, please get someone to take your place.*** This is an important ministry and hopefully, one that you will enjoy!

January	Confirmands
February	Luther League
March	Emmanuel Choir
April	Sunday School
May	Monday Morning Bible Study
June	WELCA
July	Church Council
August	Nigeria Circle
September	Sarah Circle
October	Sunday School
November	Confirmands
December	Luther League



Anybody can participate in Prayer Partners. In early December forms are available for completion and in late December you are given the name of your new "secret" Prayer Partner for the next year. You pray for this person throughout the year. Remember her with cards on birthday, anniversary, holidays & other special occasions as you wish. Around Christmas time, you reveal yourself to your Prayer Partner.

(This is different than the prayer chain.)

PRAYER CHAINS

Let my prayer be like incense placed before you,
and my praise like the evening sacrifice.

Psalm 114:2

Praying for someone helps us draw nearer to God and to each other in times of crisis, grief or celebration.



Anyone can begin a prayer chain when the leader is unavailable. Please be sure there has been a request and that you have accurate information. When you are called to pass on a request, call the next person on the list. If that person does not answer, go on to the next person, until you reach someone. Go back to the person you did not reach so she is included. And then pray.

PHONE PRAYER CHAIN

Eunice	Alberts	397-8485
Pat	Larson	397-8576
Shirley	Meister	397-2790
Lila	Olson	380-3015
Carol	Osterman	397-8498
Arletta	Peterson	397-8316

E-MAIL PRAYER CHAIN

Prayer requests are also sent out via e-mail. If you would like to be on this list, please contact June Ackman @ 397-8369.