

General  
Blue

2021



## WOMEN'S BOOKLET

2020

**EMMANUEL LUTHERAN CHURCH**

**1006 N 2<sup>nd</sup> Street PO Box 137**

**Groton, SD 57445**

**Phone 397-2354**

**[www.grotonelca.org](http://www.grotonelca.org)**

**Church office e-mail:**

**[emmanuelgrotonsecretary@outlook.com](mailto:emmanuelgrotonsecretary@outlook.com)**

January							February							March						
S	M	T	W	T	F	S	S	M	T	W	T	F	S	S	M	T	W	T	F	S
					1	2		1	2	3	4	5	6		1	2	3	4	5	6
3	4	5	6	7	8	9	7	8	9	10	11	12	13	7	8	9	10	11	12	13
10	11	12	13	14	15	16	14	15	16	17	18	19	20	14	15	16	17	18	19	20
17	18	19	20	21	22	23	21	22	23	24	25	26	27	21	22	23	24	25	26	27
24	25	26	27	28	29	30	28							28	29	30	31			
31																				

April							May							June						
S	M	T	W	T	F	S	S	M	T	W	T	F	S	S	M	T	W	T	F	S
				1	2	3						1			1	2	3	4	5	
4	5	6	7	8	9	10	2	3	4	5	6	7	8	6	7	8	9	10	11	12
11	12	13	14	15	16	17	9	10	11	12	13	14	15	13	14	15	16	17	18	19
18	19	20	21	22	23	24	16	17	18	19	20	21	22	20	21	22	23	24	25	26
25	26	27	28	29	30		23	24	25	26	27	28	29	27	28	29	30			
							30	31												

July							August							September						
S	M	T	W	T	F	S	S	M	T	W	T	F	S	S	M	T	W	T	F	S
				1	2	3	1	2	3	4	5	6	7			1	2	3	4	
4	5	6	7	8	9	10	8	9	10	11	12	13	14	5	6	7	8	9	10	11
11	12	13	14	15	16	17	15	16	17	18	19	20	21	12	13	14	15	16	17	18
18	19	20	21	22	23	24	22	23	24	25	26	27	28	19	20	21	22	23	24	25
25	26	27	28	29	30	31	29	30	31					26	27	28	29	30		

October							November							December						
S	M	T	W	T	F	S	S	M	T	W	T	F	S	S	M	T	W	T	F	S
				1	2			1	2	3	4	5	6			1	2	3	4	
3	4	5	6	7	8	9	7	8	9	10	11	12	13	5	6	7	8	9	10	11
10	11	12	13	14	15	16	14	15	16	17	18	19	20	12	13	14	15	16	17	18
17	18	19	20	21	22	23	21	22	23	24	25	26	27	19	20	21	22	23	24	25
24	25	26	27	28	29	30	28	29	30					26	27	28	29	30	31	
31																				

# 2020

Source: Vertex42.com

January							February							March								
Su	M	Tu	W	Th	F	Sa	Su	M	Tu	W	Th	F	Sa	Su	M	Tu	W	Th	F	Sa		
			1	2	3	4						1	1	2	3	4	5	6	7			
5	6	7	8	9	10	11	2	3	4	5	6	7	8	8	9	10	11	12	13	14		
12	13	14	15	16	17	18	9	10	11	12	13	14	15	15	16	17	18	19	20	21		
19	20	21	22	23	24	25	16	17	18	19	20	21	22	22	23	24	25	26	27	28		
26	27	28	29	30	31	23	24	25	26	27	28	29	29	30	31							

April							May							June							
Su	M	Tu	W	Th	F	Sa	Su	M	Tu	W	Th	F	Sa	Su	M	Tu	W	Th	F	Sa	
			1	2	3	4					1	2		1	2	3	4	5	6		
5	6	7	8	9	10	11	3	4	5	6	7	8	9	7	8	9	10	11	12	13	
12	13	14	15	16	17	18	10	11	12	13	14	15	16	14	15	16	17	18	19	20	
19	20	21	22	23	24	25	17	18	19	20	21	22	23	21	22	23	24	25	26	27	
26	27	28	29	30	24	25	26	27	28	29	30	28	29	30							
							31														

July							August							September									
Su	M	Tu	W	Th	F	Sa	Su	M	Tu	W	Th	F	Sa	Su	M	Tu	W	Th	F	Sa			
			1	2	3	4						1			1	2	3	4	5				
5	6	7	8	9	10	11	2	3	4	5	6	7	8	6	7	8	9	10	11	12			
12	13	14	15	16	17	18	9	10	11	12	13	14	15	13	14	15	16	17	18	19			
19	20	21	22	23	24	25	16	17	18	19	20	21	22	20	21	22	23	24	25	26			
26	27	28	29	30	31	23	24	25	26	27	28	29	27	28	29	30							
							30	31															

October							November							December											
Su	M	Tu	W	Th	F	Sa	Su	M	Tu	W	Th	F	Sa	Su	M	Tu	W	Th	F	Sa					
				1	2	3						1			1	2	3	4	5						
4	5	6	7	8	9	10	1	2	3	4	5	6	7	6	7	8	9	10	11	12					
11	12	13	14	15	16	17	8	9	10	11	12	13	14	13	14	15	16	17	18	19					
18	19	20	21	22	23	24	15	16	17	18	19	20	21	20	21	22	23	24	25	26					
25	26	27	28	29	30	31	22	23	24	25	26	27	28	27	28	29	30	31							
							29	30																	

## BUDGET FOR 2020

<b>BENEVOLENCE GIFTS</b>	<b>Spent 2019</b>	<b>2020</b>
½ of Circle & Unit Offerings	\$261.50	50%
Thank offerings	\$479.32	100%
World Missions	\$50.00	\$100.00
World Hunger	\$132.00	100%
American Bible Society	\$00.00	\$100.00
Project Comfort (Noisy Can)	\$196.60	100%
<b>Total</b>	<b>\$1113.42</b>	<b>\$200.00+</b>

### WITHIN STATE BENEVOLENCE

Answer the Call	\$75.00	\$100.00
Campus Ministry	\$75.00	\$100.00
Heartland Ephaphata	\$75.00	\$100.00
Ne-So-Dak Bible Camp	\$75.00	\$100.00
St. Dysmas	\$75.00	\$100.00
Luther Social Services	\$75.00	\$100.00
<b>Total</b>	<b>\$450.00</b>	<b>\$600.00</b>

### LOCAL BENEVOLENCE

Senior Meals	\$50.00	\$50.00
Groton Transit	\$50.00	\$100.00
Groton Crisis Fund	\$50.00	\$100.00
Youth Campers	\$300.00	\$300.00
<b>Total</b>	<b>\$450.00</b>	<b>\$550.00</b>

### OPERATING EXPENSES

Convention Offerings	\$200.00	\$300.00
LWR Freight	\$45.00	\$30.00
Resource Material for Unit	\$00.00	\$50.00
Church Upkeep	\$200.00	\$200.00
LO Quilt	\$85.75	\$100.00
Kitchen Expenses	\$25.18	\$100.00
Funeral Food	\$642.31	\$300.00
Gifts	\$25.00	\$100.00
Misc.	\$31.72	\$100.00
<b>Total</b>	<b>1254.96</b>	<b>\$1280.00</b>

**TOTAL BUDGET**      **\$3268.38**      **\$2,630.00+**

Where our Funds came from in 2019

Sunday Morning Coffee	\$705.33
2 Funerals	\$845.00
Lenten Supper (Sarah Circle)	\$99.25
1/2 of Offerings	\$261.50
<b>TOTAL</b>	<b>\$1911.08</b>

---

NOTES ~

**TABLE OF CONTENTS**

	<b><u>Page</u></b>
Mission Statement	4
Leaders	5
WELCA Programs	6-7
Circles (Nigeria, Sarah)	8-11
Serving Groups	12-18
Sunday Morning Coffee / Fellowship Hour Serving	12-18
Avantara Groton Visitation Schedule	19
Prayer...Partners & Chains	19-20
Prayer Shawls	21-22
Thank offering Boxes	23
LWR Stewardship Projects	24
Fabric Kits, Mission Quilts	25-26
Personal Care Kits, Soap	27
Baby Care Kits	28
School Kits	29
Global Health Ministries	
Newborn Kits, Rolled Bandage	30
Crocheted Baby Hat, Linens	31
Safe Harbor, Quilts, Children's Quilts	32-33
2019 Fund raisers	34
2020 Budget	35

## OUR MISSION

Mobilizing women to act boldly on their faith in Jesus Christ.

## OUR PURPOSE

As a community of women  
created in the image of God,  
called to discipleship in Jesus Christ, and  
empowered by the Holy Spirit,  
we commit ourselves to  
grown in faith,  
affirm our gifts,  
support one another in our callings,  
engage in ministry and action, and  
promote healing and wholeness  
in the church,  
the society, and  
the world.

## STYLE:

Any style or combination of styles  
Pieced patchwork (any pattern)  
Juvenile prints or panels  
Washable stenciling  
Appliqué or embroidery

## COLOR:

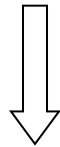
Children love bright, happy colors & patterns

## FINISHING:

Hand or machine quilted.

**PLEASE DOUBLE CHECK** for pins & needles in finished quilts. Do not add attachments such as buttons. Do not wash fabrics or quilts with harsh detergents.

The tag below is place on each quilt that is given



**This Quilt / Blanket was made & given by  
EMMANUEL LUTHERAN CHURCH WOMEN  
PO Box 137  
Groton, SD 57445**

*(NAME OF PERSON WHO MADE THE QUILT (optional))*

Let the words of my mouth and the meditation of my  
heart be acceptable in your sight O Lord, my strength  
and my redeemer

Psalms 19:14.

**SAFE HARBOR**

317 S Kline Street, Aberdeen, SD 57401  
Phone 605-226-1212 or 1-888-290-2935

Sheets, towels, washcloths, paper products, feminine products,  
Canned goods, small appliances, disposable diapers.

LOVE KITS: include personal size items like shampoo, deodorant,  
tissues, toothbrush, toothpaste & comb.

**QUILTS ARE NEEDED**

- Pine Ridge Retreat Center, contact Karen Rupp @ krn.rpp@gmail.com (Sioux Falls pickup)
- SD Women Prison Ministry, STAR Academy near Custer, contact Sharon Starks at starkssharon@hotmail.com Cell phone 605-214-4140
- LSS Refuge & Immigrations, contact them at 705 East 41st St, Suite 200, Sioux Falls, SD 57105-6048; phone 605-357-0100 or 800-568-2401; e-mail—info@lsssd.org

**CHILDREN’S QUILTS**

Blankets can be knitted, crocheted, quilted, hand tied. Etc. They need to be washable (cotton, flannel, or acrylic preferred), new blankets In Child Friendly colors. They can be any size from neonatal to teenager.

Emmanuel Church Women distribute blankets locally to Hospitals, Safe Harbor and others in need of a blanket.

**SIZE:** Any size:  
Crib babies – approximately 36” x 45”  
Toddler – approximately 40” x 48”  
Children to age 18 – single bed size (60” x 80”)

**MATERIALS:**  
Cotton or cotton/poly fabrics (best to pre-wash)  
Polyester bats (best if bonded) or cotton-flannel

**EXECUTIVE BOARD**

President	Melinda Eikamp
Vice President	Linda Locken
Secretary	Carol Osterman
Treasurer	Carol Osterman
Mission Growth & Community	June Ackman
Mission Action	Deb McKiver & Angie Carlson
Book & Card Committee	Mel Eikamp & Linda Locken

**NOMINATING COMMITTEE**

Linda Locken, Chair  
Holly Johnson  
Circle Vice Presidents



**CIRCLE PRESIDENT**

Nigeria  
Sarah  
Carol Osterman  
Linda Locken & Mel Eikamp

CIRCLES: 1<sup>st</sup> Wednesday & Thursday  
WELCA UNIT: 3<sup>rd</sup> Thursday

## 2020 WELCA PROGRAMS



Feb 2	Installation of officers
Feb	Valentine Boxes ~ Have items to church by Feb 9
Feb 26	Ash Wednesday 6 pm Lenten Meal Hosted by WELCA Executive Board
Mar 4	6 pm Lenten Meal Hosted by Sunday School
Mar 11	6 pm Lenten Meal Hosted by Sarah Circle
Mar 18	6 pm Lenten Meal Hosted by Emmanuel Men
Mar 19	1:30 pm WELCA Program: Nigeria Hostess: Sarah
March 25	6 pm Lenten Meal Hosted by Luther League
Apr 1	6 pm Lenten Meal Hosted by Nigeria Circle
April	Blood Drive
April ??	Spring Gathering Good Shepherd, Aberdeen TBA

## PATTERN for Crocheted Baby Hat for New Born Kits

Use baby yarn & crochet hook #H or 6.

Ribbing (Begin on part that goes on baby's forehead)

Chain 8 + 1, turn. Single crochet in back st. of ch 8, chain 1, turn. Repeat until you have 24 ridges. Sew together.  
(this completes the head band of hat.)

Round 1...s.c.in each st ...48 st.

Round 2...ch 3...Then d.c. in each s.c.

Round 3...ch. 3 for d.c. in each round...the d.c. in each d.c. 48 st.

Round 4...d.c. in each d.c.

Round 5...d.c. in each d.c.

Round 6...2 d.c (in this round, begin to decrease stitches) d.c.  
two together (decrease by omitting every third stitch)

Round 7...d.c. in each d.c.

Round 8...2 d.c. d.c 2 together around (decreasing by omitting  
every third stitch)

Round 9...d.c. in each d.c.

Round 10...d.c. in each d.c.

Round 11...2 d.c. together around (decrease by omitting every  
third stitch, as above)

Round 12...d.c. all together. (decrease by omitting every third  
stich, as above)

Thread yarn through sts and pull up tightly. Fasten off top of hat.

## LINENS

New or good clean used sheets, towels and other lines are also  
needed by hospitals and clinics.

Send all bandages and linens to:

Global Health Ministries

7831 Hickory St NE

Minneapolis, MN 55432

## GLOBAL HEALTH MINISTRIES

### NEWBORN KITS

(Please use new or good condition clean used items.)

- 1 36" square muslin material
- 1 24" x 38" towel (new or gently used regular bath towels are appropriate.—about 24" x 38")
- 1 washcloth
- 2 lengths of selvage (8") for cord ties in small bag
- 1 bath size bar of Ivory soap
- 1 razor blade (single edge)—please place in a "snack" type bag as moisture can cause the blade to rust.
- 1 newborn stocking cap (Hint—the circumference of a newborn's head is about 14".)  
Suggestion—purchase a 5-6" diameter Styrofoam ball at a craft store and use it as a guide for the hat size. If the hat fits the ball, it will fit the baby's head. (To make a cap: Cut a strip of knit fabric lengthwise about 8" wide, fold in half. Sew or surge. Cut the sewn strip into pieces about 8" long. Gather the top & fold the other end up.)
- 1 baby jacket or sack (no sleepers)
- 1 receiving blanket

Pack items in a 2-gallon Zip-lock bag (squeeze air out of the bag before sealing).

### ROLLED BANDAGES

They are made from rolled strips of used bed sheets, white or colored, any cotton or cotton blend material is suitable. Material should be washed before beginning. Rip the material into strips 2—4 inches wide, sew ends together and assemble strips into rolls about 1-2 inches in diameter. Secure with masking tape to keep the bandages from unrolling.

How should the strips be sewn together? If the strips are the length of a regular size sheet they are long enough for one bandage. If they are shorter they can be sewn together with a single flat seam.

June	State Synodical Convention TBA
July 1	6:00 pm Potluck supper Joint Bible study
Aug 20	1:30 pm WELCA "Do Day"
Oct 1 & 7	Circles meet & elect officers
Oct 15	1:30 pm —Final day to pack LWR projects Hostess: Potluck
Nov 19	1:30 pm "Praise & Thanksgiving" Program: Sarah Circle Hostess: Nigeria Circle
Dec	Pack & Deliver Cookies
December	Prayer Partners (Reveal & Draw) Reveal Prayer Partner for 2020 Draw for new Prayer Partners for 2021

*"Be kind and compassionate to one another,  
forgiving each other, just as in Christ God  
forgave you."*

*Ephesians 4:32*

## NIGERIA CIRCLE

Meets 1<sup>st</sup> Thursday at 2:00 PM

<u>Month</u>	<u>Bible Study</u>	<u>Devotions</u>	<u>Hostess</u>
January	Diane	Dawn	Diane/Dawn
February	Dawn	Diane	Ella
March	Ella	Carol	Carol
April	Carol	Ella	Diane/Dawn
May	Ella	Charla	Darlene
June	Carol	Darlene	Charla
July		Joint Circle	Meeting
August		Joint Circle	Meeting
September	Darlene	Charla	Carol
October	Shirley	Shirley	Shirley
November	Penny	Penny	Penny
December		Joint Circle	Meeting

### 2020 OFFICERS

President	Carol Osterman	397-8498
Vice President	Darlene Finnesand	397-2649
Sec. / Treas.	Ella Johnson	397-4494
Mission Action	Shirley Larson & Aloise Brolin	397-8600 397-8640
Mission Growth	Charla Rye	294-5272
Sunshine	Darlene Finnesand	397-2649

- Sweaters may be knitted or crocheted from yarn, or made from heavy double knits or fleece. Select a pattern that suits your skill level. Preferred styles have buttons or ties down the front.
- Diapers can be made from flannel or even by recycling t-shirts.
- If knitting or crocheting receiving blankets, including one knitted/crocheted blanket and one flannel blanket will provide maximum versatility.

### SCHOOL KITS

Education is important for any community, especially where poverty or disaster has limited the options for young people to reach their potential. School Kits contain essential supplies to help children—and in some cases, adults—continue learning despite the hardships they face. And that learning leads to a better life for them, their families and their communities.



Include the following in each School Kit:

- Four 70 sheet notebooks of wide-or collage-ruled paper approximately 8 " x 10 1/2"; no loose-leaf paper.
- One 30-centimeter ruler, or a ruler with centimeters on one side and inches on the other
- One pencil sharpener
- One eraser
- One blunt scissors (safety scissors with embedded steel blades work well)
- Five unsharpened #2 pencils with erasers; secure together with a rubber band.
- Five ballpoint pens (no gel ink); secure together with a rubber band
- One box of 16 or 24 crayons
- One study drawstring backpack style cloth bag approximately 14" x 17 with shoulder straps (no standard backpacks); recommended fabrics include heavy cotton, canvas, denim and twill

Do not add other items or leave out any of the listed items. Remove excess packaging and pack items in bag and close. Do not enclose the Kit or any of its contents in plastic bags.



## **BABY CARE KITS**

Bringing a baby into the world can be a difficult & scary thing for a mother living in poverty. She worries about her baby's health and well-being when there is a lack of money to buy the things every mother wants for her newborn.



The items included in a Baby Care Kit provide the things a mother needs to care for her baby the way she hopes to—soft blankets to give warmth and comfort, soap to keep germs away. Lack of something to dress her baby in often keeps a mother isolated from her community, but the clothes in a Baby Care Kit welcome mother and baby into the world.

Include the following items in each Baby Care Kit:

- Two lightweight cotton t-shirts
- Two long or short-sleeved gowns or sleepers (without feet)
- Two receiving blankets, medium-weight cotton or flannel, or crocheted or knitted with lightweight yarn, up to 52" square
- Four cloth diapers, flat fold preferred
- One jacket, sweater or sweatshirt with a hood, or include a baby cap
- Two pairs of socks
- One hand towel, dark color recommended
- Two bath-size bars (4 to 5 oz.) of gentle soap, in original wrapping
- Two diaper pins or large safety pins

Do not add other items or leave out any of the items listed. Gently used, clean items can be substituted for new ones. Wrap items in one of the receiving blankets and secure with diaper pins. Do not enclose the Kit or any of its contents in plastic bags.

### **TIPS**

- Sizes up to 24 months may be used. Varying the size of the clothing items included will make the Baby Care Kit more useful as the baby grows.

Linda	Anderson	397-8419
Faye	Berndt	397-2435
Dawn	Bohlmann	450-5767
Aloise	Brolin	397-8640
Ilse	Cameron	725-6146
Martha	Farmen	
Darlene	Finnesand	397-2649
Diane	Johnson	294-5823
Ella	Johnson	397-4494
Pat	Larson	397-8576
Shirley	Larson	397-8600
Lila	Olson	380-3015
Carol	Osterman	397-8498
Sandy	Osterman	380-3526
Raechel	Otter	380-8419
Arletta	Peterson	345-2207
Charla	Rye	294-5272
Julie	Shilhanek	216-2465
Penny	Stolle	397-4562
Patty	Tastad	824-4417
Tanya	Torguson	290-1342
Diane	Warrington	397-3224
Lorrie	Weber	397-7777
Lori	Westby	397-2648
Sharon	Zoellner	397-8276

**SARAH CIRCLE**  
 Meets 1<sup>st</sup> Wednesday at 5:00 PM

<b><u>Month</u></b>	<b><u>Hostess</u></b>
January	June Ackman
February	↓
March	
April	
May	
June	
July	
August	
September	
October	
November	
December	↑

**2020 OFFICERS**

Co-Chairpersons:	Melinda	397-2392
	Linda	397-8546
Sec. / Treas.	Angie O	397-8175 / 380-4774
Mission Growth	Deb M	397-8262 / 216-4008
Mission Action	Kathy	397-2773

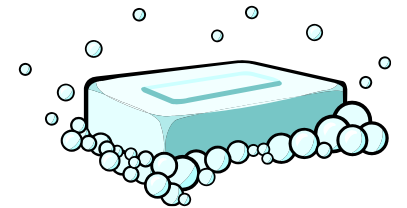
**PERSONAL CARE KITS**

When natural disasters strikes or political conflict flares, families often have little chance to gather their belongings before fleeing the danger. They arrive in a refugee camp or other place of safety scared, vulnerable and dirty from the travel. The simple items include in a Personal Care Kit allows them to wash away the dirt and sweat, with the fresh scent of soap and the softness of a towel as reminders of someone's care and concern for them in their plight.

Include the following items in each Personal Care Kit:

- One light or medium-weight bath-size towel, dark color recommended
- Two bath-size bars (4 to 5 oz.) of soap, any brand, in original wrapping
- One adult-size toothbrush in its original packaging
- One sturdy comb, remove packaging
- One metal nail clipper, remove packaging

Wrap all items in the towel and tie securely with ribbon or yarn. Do not enclose Kit or contents in plastic bags.



**SOAP**

No one likes to be dirty. Soap keeps hands clean, germs at bay and helps people present themselves with dignity. Those simple things are some of the very building blocks to success. LWR accepts new bars of any brand soap, in their original wrapping. All bar sizes are accepted; however, bath size bars (4 to 5 oz.) are highly preferred.

(continued from previous page)

### How to make a LWR quilt

- Place a piece of fabric measuring 64" x 84" right side down on the table, followed by a filler measuring 60" x 80", and then another piece of fabric, also measuring 60" x 80", right side up on top of the filler.
- Tie the layers together using crochet or similar cord, or machine -quilt them together.
- Bring the edges of the 64" x 84" piece over the top, pin and machine-stitch the edge, using a zigzag stitch if possible.

LWR quilts should measure approximately 60" x 80". **Please keep in mind that the ultimate purpose of a quilt is to provide warmth and choose your fabrics and filler accordingly.** Even in warmer climates, the temperatures can drop dramatically at night, requiring a quilt with sufficient filler.

Although LWR Quilts are highly preferred for their handmade quality and warmth, **LWR also accepts blankets and large throws. Each must be packed separately and marked on the outside of the box.**

### TIPS

Quilt tops and bottoms can be made from whole pieces of fabric, or in any type of patchwork pattern of smaller squares. Twelve 21" squares or 48 eleven-inch squares sewn together using a 1/2" seam allowance make a 60" X 80" top .

Recommended fabrics for LWR quilts include cotton, cotton blends, twill, corduroy, polyester knits, fleece and donated upholstery and drapery samples (no fiberglass).

Use crochet or similar cord for tying. It is easier to thread and pull through than yarn and also is more durable. Ties should be no more than 8 to 10 inches apart.

This is the day which the Lord has made:  
let us rejoice and be glad in it.

Psalms 118:24

June	Ackman	397-8369
Angela	Carlson	290-0412
Becky	Clocksene	397-2426
Jeannie	Clocksene	397-2426
Arlis	Doeden	397-8525
Melinda	Eikamp	397-2392
Ann	Gibbs	290-0677
Pam	Heiser	216-4812
Holly	Johnson	294-5835
Arlys	Kluess	397-8599
Kathy	Knudsen	397-2773
Carol	Kutter	397-7401
Nancy	Larsen	397-7097
Linda	Locken	397-8546
Deb	McKiver	397-8262 / 216-4008
Shirley	Meister	397-2790
Angie	Osterman	397-8175 / 380-4774
LaVonne	Raap	397-8538
Nancy	Sundstrom	380-5833
Renee	Swisher	397-5860
Jerrie	Vedvei	380-0701
Rose	Waage	397-2623
Karen	Wolter	397-8465

“Consequently, faith comes from hearing the message, and the message is heard through the word of Christ.

Romans 10:17

## SERVING GROUPS ~ A & B

**Our goal with Serving Groups A, & B is to share our serving responsibilities of Emmanuel Lutheran congregation (men & women). Your group will be on a rotation schedule, one event at a time, for funerals and other serving occasions.**

### At the time of a funeral ~

Pastor will call the chairpersons of Group A or B at the time of a funeral. After the family, Pastor and funeral director have visited, they will tell us how many guests to plan for and what food the family would like served. Be aware of whether graveside service is before or after the meal, as this affects estimation of guests. Pastor will keep you informed.

Chairpersons of whatever group is coordinating and serving will order the sandwiches (buns &/or meat) and food the family requests. [Order as soon as possible after you have been notified.] Unless the family chooses to bring their own food.

Chairpersons are to call/contact people from their serving committee to set up, make sandwiches or food, work at the funeral, set up chapel with chairs for the family, and clean up following the service and meal. Call/contact each member of your group to ask for food or a monetary donation, \$10.00 suggested. If the funeral is large, you may need to call people from the other groups.

### Basic funeral information ~

- ✦ Set up the night before, if possible.
- ✦ Set up back chapel area, too. May require opening up accordion partition to widen the room.
- ✦ Serve all food & drink – family style
- ✦ Do not butter the buns, put condiments in containers and set on tables
- ✦ Bars: 9"x13" or 11"x15" pans, etc.
- ✦ If possible, ask your committee members to please bring bars or salads in a disposable container.

Continued on next page → →

The warehouses accept items year-round. If you're planning to personally deliver your donations, call the warehouse ahead of time for driving directions and to verify hours of operation.

## FABRIC KITS

Sewing is a valuable skill, one that leads to a reliable income for many women and men. Fabric Kits supply vocational training programs with fabric for teaching sewing and for newly trained tailors to launch their sewing business.

Include the following items in each Fabric Kit:

- Two pieces of cotton or cotton-blend fabric (no knits or 100% polyester); fabric should have no stains or holes and be cut into pieces measuring:
  - 2 1/4 yards of 60" wide fabric, or
  - 3 yards of 44" wide fabric, or
  - 4 yards of 36" wide fabric
- Two spools of matching or neutral-colored general purpose thread, 250-300 yards each

Fold thread and one piece of fabric inside the second fabric piece and tie with yarn, sturdy string, ribbon or strip of fabric. Do not enclose the Fabric Kit or any of its contents in a plastic bag.

## MISSION QUILTS

Image the comfort that comes with a hug when someone is in a time of deepest need. Through a simple combination of fabric and thread, you can reach out to those with some of the greatest needs in the world, not wrapping them in your arms, but wrapping them in the work of your hands through a LWR Quilt.



Most often recipients use the LWR Quilts to shield against the cold and rain, but their versatility also makes them useful as simple tents, floor coverings or a wrap to hold a baby on his mother's back.

(continued on next page)

## L.W.R. STEWARDSHIP PROJECTS

Thorough Instructions for each LWR Parish Project are on the following pages. Careful adherence to these guidelines keeps LWR's material resources program running smoothly and efficiently. Please follow the instructions exactly so that our distributions are consistent and fair.

**Do not add other items or leave out any of the items listed for each kit.** For all projects, please also follow these guidelines.

Sending top quality items makes a caring statement to the recipient about the giver. **Please give new items only, except where noted otherwise.**

**Please do not donate items with any religious symbols, messages or with your parish's name.** LWR provides material resources based on need, regardless of religious creed. Religious references could be misinterpreted by the governments of the receiving countries, jeopardizing the delivery to the people who need the items most.

**Please do not donate any items decorated with a US flag, patriotic or military symbols, or references to the armed forces, including camouflage.** LWR and our overseas partners have access to areas of the world others do not because we are Impartial humanitarian organizations. If our intentions are misinterpreted as being politically motivated, our work, our partners and the people we assist could be endangered.

### PACKING AND SHIPPING

Material donations should be sorted and packed in with like items together in a box. Label contents in LARGE, BLOCK LETTERS on the outside of the box.

Use strong cartons secured with packing tape. Please do not allow boxes to exceed 40 pounds.

Please do not use plastic or paper bags to pack donations.

Write the name and address of your congregation on each box, label contents, and send prepaid to the LWR warehouse closest to you:

Lutheran World Relief Warehouse  
398 E. Richmond Street  
South St. Paul, MN 55075  
651-457-9009

### Funeral Luncheon Specifics ~

A meal or lunch may be served at the request of the family.

#### Choices are:

- Sandwiches (with meat filling) allow 1 1/2 sandwich per person
- Chips OR a choice of two salads (should serve 12-15 people)
  - Choice 1 = Macaroni Salad or Potato Salad
  - Choice 2 = Vegetable Salad or Fruit Salad (not fresh)
- Pickles                      • Bars                      • Drink / Coffee

#### OR

- Hot Dish or Scalloped Potatoes & Ham
- Two salads...Fruit (not fresh) or Jell-O AND  
a Pasta Salad (no potato salad)  
(should serve 12-15 people)
- Bun                              • Bars                              • Drink / Coffee

#### FYI:

*Funeral luncheon for 100 guests = 16 dozen buns for sandwiches  
(192 party or medium buns.)*

If family wishes they may purchase additional food items. These items will be ordered and paid for by the family.

### Some basic serving tips ~

- ◆ When making coffee—if using bigger pots plan a minute per cup. Use the Bunn coffee maker if more coffee is needed. It can be poured into the bigger pots.
- ◆ Please do not store leftovers in the refrigerator. Send food home with families or call Rosewood Assisted Living to see if they would like a food donation.
- ◆ Though it may be a hassle to collect the monetary donations, please understand that the WELCA (Women of Evangelical Lutheran Church in America) does not have the ability to finance the cost of meals. Nor does the serving committee.

**Please keep notes and file summary in serving committee event notebook, found in drawer to left of refrigerator.**

*Emmanuel WELCA Board*

# Serving Group A

Fellowship Hour  
 January 2020 March 2020  
 May 2020 September 2020  
 November 2020

---

## Co-Chairs

**Jon & Jerrie Vedvei** 824-5277 / 380-0701

**Jim & Barb Hoops** 395-7966

---

Jim & June Ackman	397-8369
Shad & Darcy Albrecht	396-2347
Todd & Kara Anderson	380-5903
Trent & Cheri Anderson	397-2768
Keith & Mayme Baker	
Tim & Faye Berndt	397-2435
Dawn Bohlmann	450-5767
Gene & Aloise Brolin	397-8640
Shane & Laura Clark	216-5170 / 397-7050
Justin & Gretchen Cleveland	397-7490 / 397-7491
Greg & Jeannie Clocksene	397-2426
Jan Dedrickson	380-3886
Weston & Emily Dinger	216-8138 / 216-7715
Doug & Arlis Doeden	397-8525
Butch Farmen	397-2791
Ann Gibbs	290-0677
John & Beth Gustafson	397-2499
Pam Heiser	216-4812
Ella Johnson	397-4494
Matt & Tanya Johnson	397-7431
Roger & Diane Johnson	294-5823
Nicole Kassube	380-2001

*(Continued on next page)*

## WELCA Thank offering Boxes

The women of Emmanuel have an opportunity to participate in the collection offering through the year. We have a Thank offering program during our meeting in November. We have small boxes available if you are interested; but, any container will do.



This dates back to the 1800's when they collected pennies for the support of church projects and foreign missionaries. Beginning in the late 19th century, Lutheran women were given small Thank offering boxes to place in a special location in their homes as visible reminder of blessings received.

Thank offerings show gratitude for God's blessings and give us an important and tangible way to express gratitude. It is a tradition grounded in our celebration of community, of meeting together to joyfully give thanks for what God has given us. Thank offerings have always been, and still are, our opportunity to say thank you to God in both significant and ordinary moments. Money is used for evangelism, global education, grants and scholarships.

Please consider taking this opportunity to share with others our many blessings.

Work in a pattern of knit 3, purl 3. Always start with knit 3.  
You should always knit the purls and purl the knits—you do not want a ribbing pattern to appear.

Continue in the knit 3, purl 3 pattern until the shawl is six feet long. Finish off with generous fringe (4-6 inches long) on both ends. The yarn tends to unravel so each piece of fringe should have a knot tied in it.

### CROCHETING

You may need 3 1/2 skeins, as more yarn is used in crocheting than knitting.

Use a size N hook.

Chain 54 stitches or your desired width.

Chain 1, turn, single crochet in each of the stitches to the end.

Chain 3, and turn.

Double crochet in top of each single crochet.

Repeat this row 2 more times. Chain 1, and do 1 row of single crochet.

Repeat the pattern of one row of single crochet and three rows of double crochet until the shawl measures six feet, ending with a row of single crochet.

Finish with a generous fringe of 4-6 inches at each end. Tie a knot in each piece of fringe as this yarn tends to unravel.

Donations of yarn and money to purchase yarn are always welcome. Contact Eunice Alberts, 397-8485 with questions.

*“Call unto me, and I will answer thee, and show thee great and mighty things, which though knowest not.*

*Jeremiah 33:3*

## **Group A**

(Continued from previous page)

Kevin & Becky Kotzer	216-8894
John & Katie Kroll	216-8264 / 380-7084
Carol Kutter	397-7401
Nancy Larsen	397-7097
Dennis & Shirley Larson	397-8600
Pat Larson	397-8576
Tricia Larson	397-7040
Jason & Christina McComsey	382-7204 / 382-7205
Deb McKiver	397-8262 / 216-4008
Stacy & Sandy Mayou	216-4746
Cassie Monson	380-2616
Wendy Monson	397-4454
Ty & Tami Nordtvedt	701-799-3164
Carol Osterman	397-8498
Sandy Osterman	380-3526
Sherri Profeta	290-3361
Kevin Raap	298-3030
Wendell & Charla Rye	294-5272
Monte & Sandi Sippel	216-2823 / 380-8499
Bill & Penny Stolle	397-4562
Jeff & Tammy Stolle	397-7140 / 470-0209
Patty Tastad	397-2388
Ed & Deb Tietz	397-8447
Tanya Torguson	290-1342
Jay & Jonna Waage	397-2121
Diane Warrington	397-3224
Jason Warrington	397-4558
Neil & Amy Warrington	397-8181

# Serving

## Group B

Fellowship Serving  
 February 2020    April 2020  
 October 2020    December 2020

<b>Co-Chairs</b>	
<b>Melinda Eikamp</b>	<b>397-2392</b>
<b>Loren &amp; Linda Locken</b>	<b>397-8546</b>
<b>Arlys Kluess</b>	<b>397-8599</b>
Carol Anderson	380-0054
David & Linda Anderson	397-8419
Merry Jo Ball	377-0099
Rosemary Belden	294-5286
Rick & Angie Carlson	228-1079 /290-0412
BJ & Alicia Clocksene	397-3004
Becky Clocksene	397-2426
Lon & Carmen Craig	294-4442
Toby & Liz Doeden	216-2482
Brenda Englund	216-6145
Michael & Ashley Feist	290-3489
Iver Sr. & Darlene Finnesand	397-2649
Burt & Angela Glover	216-4451
Joel & Tina Guthmiller	397-8245
Loren & Holly Johnson	294-5835
Craig & Lana Jondahl	397-8559
Rod & Arlys Kluess	397-8599
Stan & Kathy Knudsen	397-2773
Ryan Kutter	397-7616
Jim & Melodee Lane	397-8193
Jacob & Nicole Lassle	380-8798


*Continued on next page*

“For as the body without the spirit is dead, so faith without works is dead also.”

James 2:26

### PRAYER SHAWLS

Have you ever wondered what a prayer looks like? It is warm, soft and any color. It is a prayer shawl and while it is being made it is filled with prayers. It is a gift of God’s love through the skill and prayers of the person who made it. A prayer is said as the shawl is begun and then many prayers are added with the stitches.



The shawls are knitted or crocheted in a pattern of three, symbolizing the Holy Trinity. Some knitters will say, “In the name of the Father, Son, and Holy Spirit” as they work. Crocheted shawls are usually done in a pattern of one row of single crochet followed by three rows of double crochet. The rows of single crochet separate the shawl into a pattern of bands of three. Finished shawls are two to three feet wide and six to seven feet long with the finishing fringe. A prayer should be written and included with each shawl.

Prayer shawls are gifts freely given with no strings attached. They are not for sale. They are gifts of love.

### INSTRUCTIONS—

Suggest using Lion Brand Homespun yarn. It is washable and dryable. It is very soft. The yarn is bulky and works up quickly. Red Heart Yarn is suitable for use. Other patterns may be used for shawls. Smaller/shorter shawls are suitable for children, teens and others.

### KNITTING

Buy three skeins.  
 Use size 11 or 13 needles.  
 Cast on 57 stitches.



## **PRAYER CHAINS**

Let my prayer be like incense placed before you,  
and my praise like the evening sacrifice.

Psalm 114:2

Praying for someone helps us draw nearer to  
God and to each other in times of crisis, grief or  
celebration.



Anyone can begin a prayer chain when the lead-  
er is unavailable. Please be sure there has been  
a request and that you have accurate infor-  
mation. When you are called to pass on a request, call the next per-  
son on the list. If that person does not answer, go on to the next  
person, until you reach someone. Go back to the person you did  
not reach so she is included. And then pray.

## **PHONE PRAYER CHAIN**

Pat	Larson	397-8576
Shirley	Meister	397-2790
Lila	Olson	380-3015
Carol	Osterman	397-8498
Arletta	Peterson	345-2207


## **E-MAIL PRAYER CHAIN**

Prayer requests are also sent out via e-mail. If you would like  
to be on this list, please contact June Ackman @ 397-8369.

## **Group B**

*(Continued from previous page)*

Delwain & Joan Lehr	290-0169
Shirley Meister	397-2790
Kelly Abeln	396-7790
Bob & Angie Osterman	397-8175 / 380-4774
Jason Osterman	380-4663
Loren & Katie Osterman	290-0012 / 216-2956
Raechel Otter	380-8419
Kelly & Val Pappas	397-8348
Sue Patton	492-3355
Kara Pharis	397-2396
Jason & Danielle Pullan	216-4729
Chuck & LaVonne Raap	397-8538
Shane & Tonya Reich	380-7747
Tracy Rix	595-2151
Leon & Alice Severson	397-2771
Ann Sheridan	380-5076
Bill & Nicole Shilhanek	380-9523 / 216-1552
Bruce & Julie Shilhanek	216-2645
Nancy Sundstrom	380-5833
Bob & Renee Swisher	397-5860
Travis Swisher	294-5860
Alfred Tastad	397-7337
Ryan & Carla Tracy	397-4517
Rose Waage	397-2623
Mike & Lorrie Weber	397-7077 / 397-7777
Ron & Lori Westby	397-2648
Dale & Karen Wolter	397-8465
Alan & Sharon Zoellner	397-8276
Mike & Kassie Dunbar	480-1663



**FELLOWSHIP HOUR SCHEDULE —Group A & B**

Emmanuel’s Fellowship Hour is immediately after worship services. The coffee & goodies will be served by rotating the Committees A & B on a monthly basis. *(This will be in addition to the rotation of serving funerals and other special events.)*

**EXCEPTIONS ARE —**

- The Luther League will be serving on the 2nd Sunday of the month (Oct—May).
- Women of Emmanuel will serve during June, July & August.

Monies collected can be placed directly into the Noisy Can which can be found in Pastor’s office. Thank you.

**2020 Schedule for Group A & B**

<b><u>GROUP A</u></b>	<b><u>GROUP B</u></b>
January 2020	February 2020
March 2020	April 2020
May 2020	October 2020
September 2020	December 2020
November 2020	

**2020 Visitation Schedule for Avantara Groton**

Emmanuel conducts a service at the nursing home on the third Sunday of each month. We are responsible for the coffee hour and visitation, beginning at **3:30 pm**. it is not necessary to furnish any food, just serve coffee and visit. It only takes a few people to serve and share fellowship. ***If your group is not able to take your scheduled month, please get someone to take your place.*** This is an important ministry and hopefully, one that you will enjoy!

January	WELCA	July	Sarah Circle
February	Church Council	August	Vision Team
March	MM Bible Study	September	Confirmands
April	Sunday School	October	Luther League
May	Choir	November	Church Council
June	Nigeria Circle	December	Choir



Anybody can participate in Prayer Partners. In early December forms are available for completion and in late December you are given the name of your new “secret” Prayer Partner for the next year. You pray for this person throughout the year. Remember her with cards on birthday, anniversary, holidays & other special occasions as you wish. Around Christmas time, you reveal yourself to your Prayer Partner.

*(This is different than the prayer chain.)*